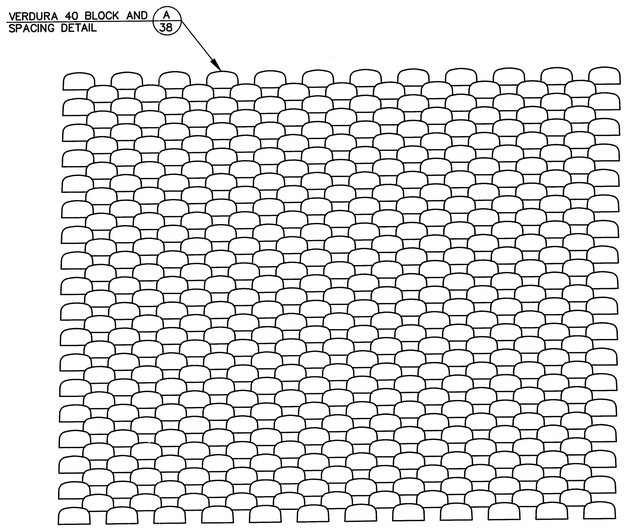

A FRONT WALL PROFILE NO SCALE

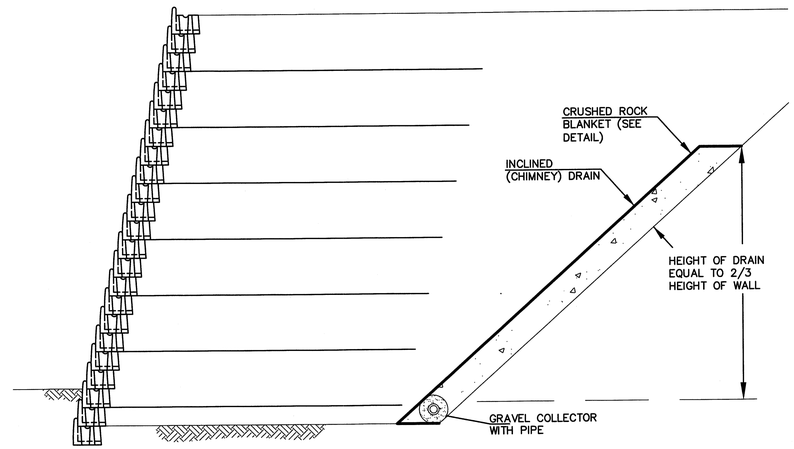

B CHIMNEY DRAIN NO SCALE

NOTES:

1. CHIMNEY DRAIN TO BE INSTALLED AT AREAS OF CUT INTO EXISTING SOILS BEHIND MSE WALLS, AND AS DIRECTED BY THE GEOTECHNICAL ENGINEER IN THE FIELD.
2. PERFORATED PIPE SHOULD OUTLET THROUGH A SOLID PERFORATED PIPE TO A FREE GRAVITY OUTFALL. PERFORATED PIPE AND OUTLET PIPE SHALL HAVE A MINIMUM 1% SLOPE TO DRAIN.
3. FILTER FABRIC SHALL CONSIST OF MIRAFI 140N, OR SIMILAR APPROVED PRODUCT FILTER FABRIC SHALL BE OVERLAPPED PER MANUFACTURER INSTRUCTIONS.
4. DRAIN INSTALLATION SHALL BE OBSERVED BY THE GEOTECHNICAL ENGINEER PRIOR TO BACKFILLING.

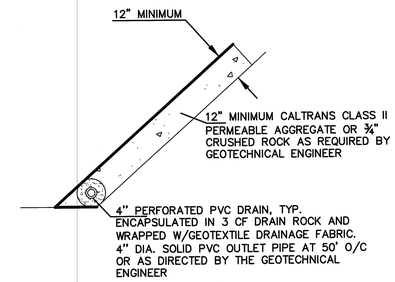

ROCK BLANKET ALTERNATIVE

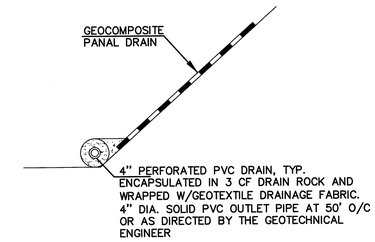

GEOCOMPOSITE PANEL ALTERNATIVE

CHIMNEY DRAIN ALTERNATIVES AND NOTES NO SCALE

NOT USED

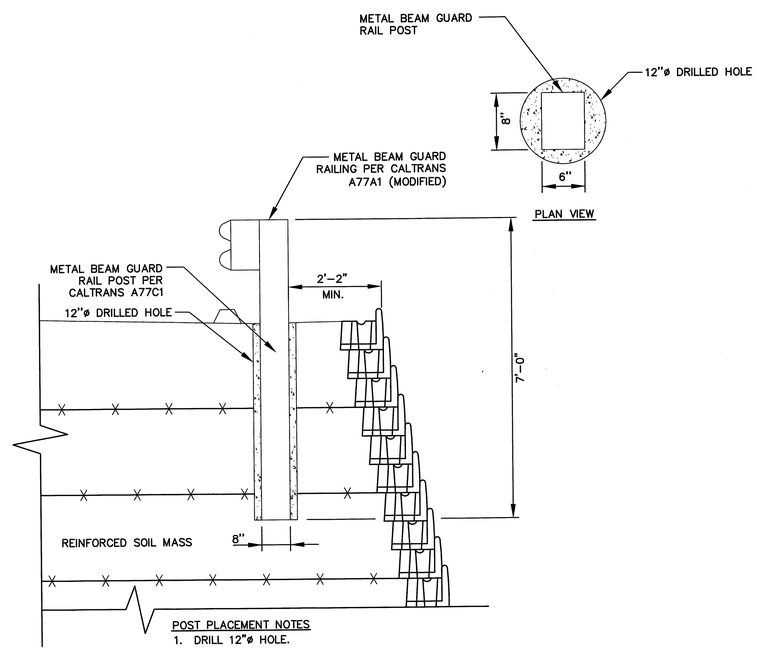

POST PLACEMENT NOTES

1. DRILL 12"ø HOLE.
2. PLACE GUARD RAIL POST CENTERED IN DRILLED HOLE.
3. FILL SURROUNDING VOID WITH CONCRETE.
4. THE POST ARE CONCRETE REINFORCED ADJACENT TO THE WALL ONLY.

E GUARD RAIL DETAIL NO SCALE

NOT USED

REGISTERED PROFESSIONAL ENGINEER
PHILIP J. IRIER
72833
Exp. 12-31-11
CIVIL
STATE OF CALIFORNIA
3/30/10

NOLTE
BEYOND ENGINEERING

REVISIONS

NO.	WORK DONE	DATE:	BY:	APP'D:	NO.	WORK DONE	DATE:	BY:	APP'D:	NO.	WORK DONE	DATE:	BY:	APP'D:	NO.	WORK DONE	DATE:	BY:	APP'D:

SAN DIEGO GAS & ELECTRIC COMPANY
SAN DIEGO, CALIFORNIA

SUNCREST SUBSTATION ACCESS ROAD
MSE WALL DETAILS

DRAWN BY: DHT	DATE: 3/24/10	SCALE: 1"=20'	W.O.: –	REV.: 0	
CHECKED BY: PJC	DATE: –				
APPROVED BY: CR	DATE: –	SHEET 39 OF 55	SCR-C-239		
CAD NO.: IPPVT39	PLOT SCALE: 1=1				

N:\SDB039600\CADD\USFS\CIVIL\IP-PVT\IPPVT39
XREFS: