

 Source: Aspen 2015
 and SCE 2014






 Existing Substation
 Impact Corridor
 Survey Area
CDFW Jurisdictional Waters


Figure C.5-2c
Map C
Jurisdictional Features