





 Source: Aspen 2015 and SCE 2014

 Existing Substation
 Impact Corridor
 Survey Area

CDFW Jurisdictional Waters




USACE / RWQCB Jurisdictional Waters
 Non-Wetland Waters
 Wetland Waters

Figure C.5-2f
Map F
Jurisdictional Features