






Legend

-  Seventh Standard Substation Location
-  Agriculture
-  Industrial
-  Medium Density Residential
-  Rural Residential



Source: PG&E, 2009.

Figure B-14
Existing Land Use