




**FIGURE 1-3**  
 Fulton-Fitch Mountain Distribution Planning Area Location Map  
*Windsor Substation Project*



-  4 Mile Substation Radius
-  Proposed Substation Site
-  Fulton No. 1 60 kV

1:100,000



Santa Rosa